

3.4.3 Research Papers Published During Year 2020-21

Sr. No.	Title of paper	Name of the author/s	Department of the teacher	Name of journal	ISSN number	Is it listed in UGC Care list	Page No.
1.	<u>Green Synthesis of AuNPs by Acinetobacter sp. GWRVA25: Optimization, Characterization, and Its Antioxidant Activity</u>	Richa Singh	Biotechnology	<u>Frontiers in Chemistry</u>	2296-2646	<u>YES</u>	1-3
2.	<u>Developments in Contemporary Marketing Landscape</u>	Vaneeta Raney	BMM	<u>Palarch's Journal of Archaeology of Egypt/Egyptology</u>	1567-214X	<u>YES</u>	4-6
3.	<u>Tin oxide plant assisted nanoparticle catalyzed green synthesis of imidazole derivatives</u>	Nitin A. Mirgane	Chemistry	<u>Materials Today: Proceedings</u>	2666-7967	<u>YES</u>	7-9
4.	<u>Recent advances of use of the supercritical carbon dioxide for the biomass pre-treatment and extraction: A mini review</u>	Kirtikumar C. Badgujar	Chemistry	<u>Journal of the Indian Chemical Society</u>	0019-4522	<u>YES</u>	10-12
5.	<u>Phytochemical Study and Screening of Antioxidant, Antiinflammatory Typhonium Flagelliforme</u>	Nitin A. Mirgane	Chemistry	<u>Research Journal of Pharmacy and Technology</u>	0974-360X	<u>YES</u>	13-15
6.	<u>Synthesis and characterization studies of novel ternary complexes of Zn (II) and Ni(II) ion with norfloxacin drugs and amino acids</u>	Nitin A. Mirgane	Chemistry	<u>European Journal of Molecular & Clinical Medicine</u>	2515-8260	<u>YES</u>	16-18
7.	<u>Ionic liquid: A versatile green catalyst for the reaction of 9 hydorxymethylantracenes with maleimides under solvent free conditions</u>	Nitin A. Mirgane	Chemistry	<u>Indian Journal of Heterocyclic Chemistry</u>	2456-4311	<u>YES</u>	19-20
8.	<u>Ionic liquid: A versatile green catalyst for the reaction of 9 hydorxymethylantracenes</u>	Pallavi T. Roy	Chemistry	<u>Indian Journal of Heterocyclic Chemistry</u>	2456-4311	<u>YES</u>	19-20

	<u>with maleimides under solvent free conditions</u>						
9.	<u>Importance and use of pulse oximeter in COVID-19 pandemic: General factors affecting the sensitivity of pulse oximeter</u>	Kirtikumar C. Badgujar	Chemistry	<u>Indian Chemical Engineers</u>	0019-4506	YES	21-23
10.	<u>Boron sulfonic acid-catalyzed an efficient synthesis and antibacterial study of n-substituted phenyl maleimides</u>	Santosh Katariya	Chemistry	<u>Wesleyan Journal of Research</u>	0975-1386	YES	24-26
11.	<u>Optimization of isolation process of piperine from piper nigrum using full factorial design</u>	Santosh Katariya	Chemistry	<u>Wesleyan Journal of Research</u>	0975-1386	YES	27-29
12.	<u>Analysis of calcium (ca) in chocolates by volumetric and flame photometric methods</u>	Santosh Katariya	Chemistry	<u>Wesleyan Journal of Research</u>	0975-1386	YES	30-32
13.	<u>Corona in Times of Consumerism: A Reading of Chinese Cannibalism and Western Typhoid</u>	Seema C.	English	<u>Dialog</u>	0975-4881	YES	33-35
14.	<u>Remdesivir for COVID-19: A review of pharmacology, mechanism of action, in-vitro activity and clinical use based on available case studies</u>	Kirtikumar C. Badgujar	Chemistry	<u>Journal of Drug Delivery and Therapeutics</u>	2250-1177	NO	36-37
15.	<u>COVID-19: A Review on Epidemiology, Clinical Features and Possible Potential Drugs Based on Available Case Studies</u>	Kirtikumar C. Badgujar	Chemistry	<u>Coronaviruses</u>	2666-7975	NO	38-39
16.	<u>Revisiting the Essentialism of Ecofeminism</u>	Seema C.	English	<u>Pragati's English Journal</u>	0975-4091	NO	40-41
17.	<u>Covid Pandemic:Paradigm Shift from Social Dysfunction to Social Function</u>	Kamala Srinivas	Philosophy	<u>Keanean Journal of Arts</u>	2348-1110	NO	42-43
18.	<u>Remdesivir for Covid-19: A review of pharmacology, mechanism of action, invitro activity and clinical use based on available case studies</u>	Avadhesh kumar	Zoology	<u>Journal of drug delivery and therapeutics</u>	2250-1177	NO	44-45

NAAC SSR -Cycle 4 : 2018-2023

Metric No.:3.4.3 Number of research papers published in the Journals as notified on UGC CARE list

2020-21

This is to certify that pages from number 1 to 45 of the attached documents/reports are verified and found to be true.



Principal

Principal

**SIES College of Arts, Science &
Commerce (Autonomous)**
Sion (West), Mumbai - 400 022.





Green Synthesis of AuNPs by *Acinetobacter* sp. GWRVA25: Optimization, Characterization, and Its Antioxidant Activity

Shradhda B. Nadhe¹, Sweety A. Wadhvani¹, Richa Singh² and Balu A. Chopade^{1,3*}

¹ Department of Microbiology, Savitribai Phule Pune University, Pune, India, ² Department of Biotechnology, SIES College of Arts, Science and Commerce (Autonomous), Mumbai, India, ³ Dr. Babasaheb Ambedkar Marathwada University, Aurangabad, India

OPEN ACCESS

Edited by:

Cristina Satriano,
University of Catania, Italy

Reviewed by:

Xu Wang Zhang,
Dalian University of Technology, China
Xiaopeng Han,
Tianjin University, China

*Correspondence:

Balu A. Chopade
bachopade@gmail.com

Specialty section:

This article was submitted to
Nanoscience,
a section of the journal
Frontiers in Chemistry

Received: 24 March 2020

Accepted: 07 May 2020

Published: 18 June 2020

Citation:

Nadhe SB, Wadhvani SA, Singh R
and Chopade BA (2020) Green
Synthesis of AuNPs by *Acinetobacter*
sp. GWRVA25: Optimization,
Characterization, and Its Antioxidant
Activity. *Front. Chem.* 8:474.
doi: 10.3389/fchem.2020.00474

Bacteriogenic synthesis of metal nanoparticles is ecofriendly and greatly influenced by physico-chemical reaction parameters with respect to shape and size. Thus, present work aimed to synthesize and optimization of bacteriogenic gold nanoparticles (AuNPs) and study their antioxidant activity. *Acinetobacter* sp. cells were able to synthesize AuNPs, when challenged with tetra-chloroauric acid (HAuCl₄). By physicochemical optimization, maximum synthesis was obtained with 72 h old culture using 2.1×10^9 CFU/ml cell density. Whereas, pH-7 is suitable for AuNPs synthesis. HAuCl₄ concentration (0.5 mM) enhanced the formation of monodispersed and spherical nanoparticles (15 ± 10 nm). At 37°C temperature, *Acinetobacter* sp. released nanoparticles in supernatant. From characterization, AuNPs were found to be crystalline in nature with negative surface charge. AuNPs showed up to 86% different radical scavenging ability, exhibiting antioxidant activity. In conclusion, spherical AuNPs can be synthesized using *Acinetobacter* sp. through physicochemical optimization. This is the first report of antioxidant activity exhibited by monodispersed bacteriogenic AuNPs synthesized using *Acinetobacter* sp.

Keywords: *Acinetobacter* sp., gold nanoparticles, physicochemical optimization, characterization, spherical, antioxidant

INTRODUCTION

Biological methods of synthesis of nanoparticles are ecofriendly with easy scale up processes (Makarov et al., 2014). Various biological systems such as plants, fungi, bacteria, biomolecules, etc. are reported to synthesize nanoparticles (Ghosh et al., 2012; Singh et al., 2013; Shedbalkar et al., 2014; Wadhvani et al., 2014, 2018; Yuan et al., 2017; Molnár et al., 2018; Onitsuka et al., 2019). Bacterial system is beneficial over others in production of customized nanoparticles by controlling physico-chemical parameters. *Acinetobacter* is ubiquitous in nature with high survival rate (Towner and Chopade, 1987; Shakibaie et al., 1999; Sahu et al., 2012; Fulsundar et al., 2014, 2015; Wong et al., 2017). It is found in diverse environments such as rhizosphere soil, hospitals, sewage water, on human or animal skin, food, etc. (Patil et al., 2001; Saha and Chopade, 2002; Yavankar et al., 2007; Chopade et al., 2008; Jagtap et al., 2009; Sachdev et al., 2010; Farokh et al., 2011; Pour et al., 2011; Yele et al., 2012; Mujumdar et al., 2014; Wadhvani et al., 2014; Jagtap and Chopade, 2015). It can withstand extreme conditions such as high antibiotics, radiations, desiccation, and metal

Frontiers in Chemistry

7.3

CiteScore

89,543

Citations

Submit →

Community- driven journals

Join our editorial board and collaborate with a team of independent researchers from around the world, carefully selected for their field expertise.

Editorial board ▾



Principal
SIES College of Arts, Science &
Commerce (Autonomous) Mumbai
Station (West), Mumbai - 400 022



General Information

Web of Science Coverage

Journal Citation Report

Open Access Information

Preprint Information

Peer Review Information

PubMed* Information

Return to Search Results

FRONTIERS IN CHEMISTRY Share This Journal

ISSN / eISSN 2296-2646
 Publisher: FRONTIERS MEDIA SA, AVENUE DU TRIBUNAL FEDERAL 34, LAUSANNE, SWITZERLAND, CH-1015

General Information

Journal Website	Visit Site	Publisher Website	Visit Site
1st Year Published	2013	Frequency	Continuous publication
Issues Per Year	1	Country / Region	SWITZERLAND
Primary Language	English	Avg. Number of Weeks from Submission to Publication	12
Article DOIs	Yes		

Web of Science Coverage

Collection	Index	Category	Similar Journals
Core Collection	Science Citation Index Expanded (SCIE)	Chemistry, Multidisciplinary	Find Similar Journals
Current Contents	Physical, Chemical & Earth Sciences	Chemistry	Find Similar Journals
Other	Essential Science Indicators	Chemistry	Find Similar Journals



[HOME](#) [ARCHIVES](#) [VOL. 18 NO. 7 \(2021\): PALARCH'S JOURNAL OF ARCHAEOLOGY OF EGYPT/EGYPTOLOGY](#) [Articles](#)

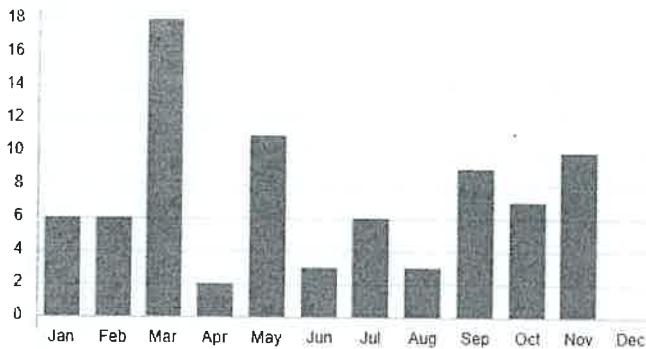
"Developments in Contemporary Marketing Landscape"

Dr. Arti Sharma, Dr.Vaneeta Raney, Dr. Hiresuh Luhar

ABSTRACT

The following research paper comprises a list of past to emerging trends in marketing as observed in 2021. The Researcher seeks to provide a guiding map that will allow marketers to get insight on how they can keep their marketing efforts up-to-date by using certain long prevailing marketing trends. The paper provides a conceptual framework for all the traditional and modern marketers who want to know more about the trends and what they should be focusing upon. Using a qualitative secondary research approach the paper strives to provide an authentic, pragmatic and approachable view of marketing concepts and provides a unique perspective towards it. The subsequent research aims to understand prime marketing jargons, produce measures to optimize marketing efforts and to help realize its significance to acquisition, retention, as well as expansion efforts for companies.

DOWNLOADS



[PDF](#)

PUBLISHED

2021-04-11

HOW TO CITE

Dr. Arti Sharma, Dr.Vaneeta Raney, Dr. Hiresuh Luhar. (2021). "Developments in Contemporary Marketing Landscape". *PalArch's Journal of Archaeology of Egypt / Egyptology*, 18(7), 2302-2308. Retrieved from <https://archives.palarch.nl/index.php/jae/article/view/8449>

More Citation Formats

ISSUE

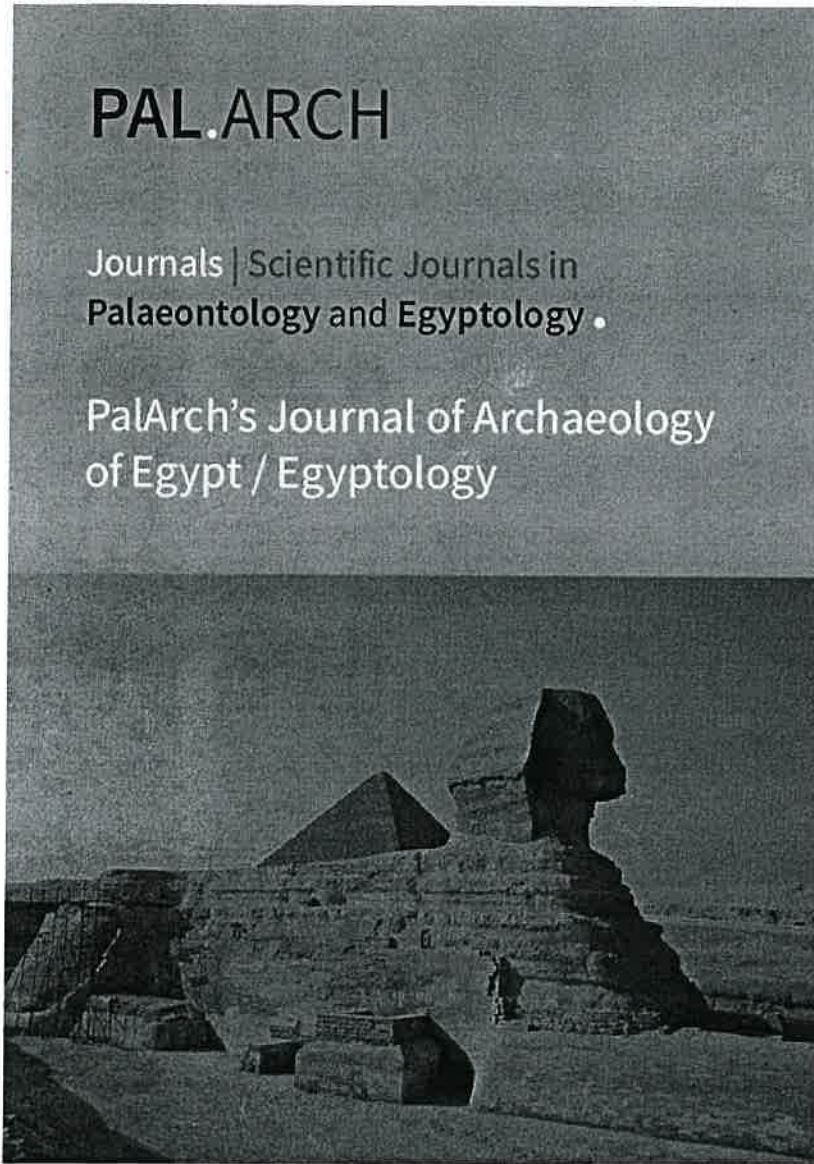
[Vol. 18 No. 7 \(2021\): PalArch's Journal of Archaeology of Egypt/Egyptology](#)

Principal
SIES College of Arts, Science & Commerce (Autonomous)
Sion (West), Mumbai - 400 022



SECTION

Articles



ISSN: 1567-214X

PalArch's Journal of Archaeology of Egypt/..

Q3 Archeology
best quartile

SJR 2019 0.11
powered by scimagojr.com

INFORMATION

[For Readers](#)

[For Authors](#)

Principal
SIES College of Arts, Science & Commerce (Autonomous)
Sion (West), Mumbai - 400 022



Source details

PalArch's Journal of Archaeology of Egypt/ Egyptology

Scopus coverage years: from 2012 to 2013, 2015, 2017, 2019

(coverage discontinued in Scopus)

Publisher: PalArch Foundation

E-ISSN: 1567-214X

Subject area: Arts and Humanities: History Arts and Humanities: Archeology (arts and humanities) Social Sciences: Archeology

Source type: Journal

CiteScore 2020

1.0



SJR 2022

0.116



SNIP 2022

0.217



[View all documents >](#) [Set document alert](#) [Save to source list](#)

[CiteScore](#) [CiteScore rank & trend](#) [Scopus content coverage](#)

Improved CiteScore methodology ×

CiteScore 2020 counts the citations received in 2017-2020 to articles, reviews, conference papers, book chapters and data papers published in 2017-2020, and divides this by the number of publications published in 2017-2020. [Learn more >](#)

CiteScore 2020 ▼

$$1.0 = \frac{5 \text{ Citations 2017 - 2020}}{5 \text{ Documents 2017 - 2020}}$$

Calculated on 05 May, 2021

CiteScore rank 2020 ⓘ

Category	Rank	Percentile
Arts and Humanities		
History	#157/1328	88th
Arts and Humanities		
Archeology (arts and humanities)	#78/295	73rd
Social Sciences		
Archeology	#80/273	70th

[View CiteScore methodology >](#) [CiteScore FAQ >](#) [Add CiteScore to your site &](#)

Principal
SIES College of Arts, Science & Commerce (Autonomous)
Sion (West), Mumbai - 400 022



Contents lists available at ScienceDirect

Materials Today: Proceedings

journal homepage: www.elsevier.com/locate/matpr

Tin oxide plant assisted nanoparticle catalyzed green synthesis of imidazole derivatives

Shubhada S. Nayak^a, Gurumeet C. Wadhawa^a, Vitthal S. Shivankar^b, Dinanath D. Patil^c, Maryappa C. Sonawale^d, Nitin A. Mirgane^{e,*}

^aRayat Shikshan Sansthas, Karmaveer Bhaurao Patil College, Vashi sector 15 A Navi, Mumbai 400703, MH, India

^bRayat Shikshan Sansthas, Chhatrapati Shivaji College, Satara, Maharashtra, India

^cS.M.B.T. College Sangamner, Dist. Ahmednagar 422605, MH, India

^dVeer Wajekar A.S.C. College, Phunde, Raigad, MH, India

^eDepartment of Chemistry, SIES College of ASC, Sion, Mumbai, MH, India

ARTICLE INFO

Article history:

Received 24 July 2020

Accepted 8 August 2020

Available online xxxx

Keywords:

Ceropegia jainii plant

Tin oxide nanoparticles

Green

Imidazole

Catalyst, Microwave irradiation

ABSTRACT

The nanoscience is emerging field of the science and technology. In nanoscience research synthesizing green nanoparticles using green protocols are very good, effective technique, quite safe and ecofriendly technique compared to the conventional chemical and physical methods. These are used in the various field of science. These are used in the catalysis. These green and bio-based route for the preparation of the nanoparticles has good attention in the organic synthesis. These nano catalysts used for synthesis of heterocyclic compound. Imidazole and their derivatives are widely used. The imidazole and its derivatives are very important heterocyclic compounds. They have very good biological and pharmaceutical activity. In this we have prepared plant assisted tin oxide nanoparticles from the leaves of *Ceropegia jainii* plant by the green methods. The synthesized nanoparticles are characterized by various methods of analysis. These synthesized plants assisted nanoparticles are used for the synthesis of the heterocycles. We have developed the simple and highly efficient three component such as benzil, aromatic aldehyde and ammonium acetate under the microwave irradiation without any solvent. This reaction gives the 2,4,5-triarylimidazole derivatives with good yield and purity. This method is very simple and cost effective. Nano catalyst are green and recyclable with very less reaction time.

© 2020 Elsevier Ltd. All rights reserved.

Selection and peer-review under responsibility of the scientific committee of the International Conference on Newer Trends and Innovation in Mechanical Engineering: Materials Science.

1. Introduction

Nanoparticle in the form of oxide as semiconductor has been very widely used. They have uses in optics, electronics, shows good magnetic properties, good medicinal activity as compared to the traditional properties of the metal [1]. These unique properties have an importance in various organic syntheses. They are used due to different sizes, shapes and compositions. They play an important role and used to reduce the toxic chemical from environment [2]. Now days new methods are developed to synthesize nanoparticles which are simple environmentally friendly methods [3]. These methods involve use of the plant part and animal or the various microorganisms are used. The bio-based molecules like

amino acids or enzymes, various vitamins and enzymes are also used. These involved various plant parts such as the terpenes, alkaloids, shikimates and other material [4,5]. These methods are economically bio-based. Various environmental or different green synthesis methods are better alternative method for synthesis of the nanoparticles contains metal oxides equated to the various chemicals. Metal oxide nanoparticles are synthesized by the physical and chemical methods [6,7]. The SnO₂ very common is widely used for the synthesis. They have very wide applications such as lithium ion batteries [8], in the medicine [9], in various energy storage [10], good catalytic support materials [11], various solar cells [12], simple solid-state gas sensors [13], high anti-reflective coatings [14], and different ionic devices [15]. There are various methods involved in preparation of material. The chemical and physical methods can be used for the preparation of the nanoparticles involves the simple plant assisted material [16], such as rapid

* Corresponding author.


E-mail address: mirgane@gmail.com (N.A. Mirgane).

<https://doi.org/10.1016/j.matpr.2020.08.301>

2214-7853/© 2020 Elsevier Ltd. All rights reserved.

Selection and peer-review under responsibility of the scientific committee of the International Conference on Newer Trends and Innovation in Mechanical Engineering: Materials Science.

Please cite this article as: S. S. Nayak, G. C. Wadhawa, V. S. Shivankar et al., Tin oxide plant assisted nanoparticle catalyzed green synthesis of imidazole derivatives, Materials Today: Proceedings, <https://doi.org/10.1016/j.matpr.2020.08.301>



Articles & Issues ▾

About ▾

Publish ▾



Search in this journal

Submit your article ➤

About the journal

Materials Today: Proceedings provides the materials science community with a fast and flexible route to the publication of research presented at international scientific conferences in the field of materials science.

Principal

SIES College of Arts, Science & Commerce (Autonomous)
Slon (West), Mumbai - 400 022.



Source details

Materials Today: Proceedings

Scopus coverage years: 2005, from 2014 to Present

E-ISSN: 2214-7853

Subject area: Materials Science: General Materials Science

Source type: Journal

[View all documents >](#) [Set document alert](#) [Save to source list](#) [Source Homepage](#)

CiteScore 2022 ⓘ
3.2

SJR 2022 ⓘ
0.445

SNIP 2022 ⓘ
0.774

[CiteScore](#) [CiteScore rank & trend](#) [Scopus content coverage](#)

Improved CiteScore methodology ✕

CiteScore 2022 counts the citations received in 2019-2022 to articles, reviews, conference papers, book chapters and data papers published in 2019-2022, and divides this by the number of publications published in 2019-2022. [Learn more >](#)

CiteScore 2022

3.2 = $\frac{80,455 \text{ Citations } 2019 - 2022}{24,871 \text{ Documents } 2019 - 2022}$

Calculated on 05 May, 2023

CiteScoreTracker 2023 ⓘ

4.3 = $\frac{92,078 \text{ Citations to date}}{21,537 \text{ Documents to date}}$

Last updated on 05 October, 2023 - Updated monthly

CiteScore rank 2022 ⓘ

Category	Rank	Percentile
Materials Science		
General Materials Science	#259/453	42nd

[View CiteScore methodology >](#) [CiteScore FAQ >](#) [Add CiteScore to your site](#)

[Signature]

Principal


SIES College of Arts, Science & Commerce (Autonomous)
Sion (West), Mumbai - 400 022.



ELSEVIER

Contents lists available at ScienceDirect

Journal of the Indian Chemical Society

journal homepage: www.editorialmanager.com/JINCS/default.aspx

Recent advances of use of the supercritical carbon dioxide for the biomass pre-treatment and extraction: A mini-review

Kirtikumar C. Badgajar^{a,b}, Rutvija Dange^a, Bhalchandra M. Bhanage^{a,*}^a Department of Chemistry, Institute of Chemical Technology, Matunga, Mumbai, 19, India^b Department of Chemistry, SIES College of Arts, Science and Commerce, Sion, Mumbai, 22, India

ARTICLE INFO

Keywords:

Biomass processing

SC-CO₂

Pre-treatment

Delignification

Extraction

Cellulose

ABSTRACT

Biomass is considered as the most sustainable and renewable resource for the synthesis of value added potential platform chemicals. Various techniques are utilized to extract or to pre-treat or to isolate various value added chemicals from biomass. Pre-treatment of the biomass is a very essential aspect to enhance the biomass processing yield which is attributed to reduced lignin content/delignification, cellulose crystallinity and hemi-cellulose hydration. In search of efficient extraction and processing for biomass treatment, supercritical fluid (SCF) has been considered as the green technique to obtain the value added chemicals with higher efficiency than conventional technique. The use of the supercritical carbon dioxide (SC-CO₂) pre-treatment on biomass not only enhances glucose yield effectively but also delignify, hydrolyse hemi-cellulose component and allows extraction of various compounds from the biomass. However, very limited research articles are available for the use of SC-CO₂ for biomass processing to obtain value-added chemicals. In view of this, the present review article focus on the recent advances of applications of SC-CO₂ in (i) extraction of value added chemicals from biomass processing, (ii) biomass pre-treatment, (iii) factors affecting SC-CO₂ processing efficiency, (iv) scale-up scenario (v) challenges and opportunities in this field.

1. Introduction

Current fuel crises and energy shortage have grabbed serious attention of worldwide researchers to look for alternative inexpensive sustainable energy resources that can be obtained through environment friendly route to produce remarkable application oriented value added products [1]. Biomass has been recognized for their potential use to produce value added chemicals and bio-polymers [2]. Lignocellulosic biomass is cost effective and abundantly available in nature consisting of complex heterogeneous macromolecules: cellulose, hemi-cellulose and lignin ranging with different composition along with various organic and inorganic constituents [3–5]. Today biomass is considered as an essential renewable resource alternative which can be possibly converted into various chemicals and biofuels using different processes [4,5]. From last two decades, worldwide scientists are researching various ways to generate energy from various renewable sources such as solar, hydro, wind and tidal [4]. However biomass is the sole resource to generate the carbon base liquid fuels, hence in recent years the concept of biorefinery get an enormous importance with advanced running third generations [5,6]. The first-generation biorefinery and biomass feedstock involves

the use of edible-crops which having pessimistic impact on ecological food-chains [5,6]. The second generation biorefinery and biomass feedstock uses the non-edible lignocellulosic feedstock, while third generation biorefinery and feedstock involves the use of abundantly available sea micro-algae [6–8]. Among all generations, the obtaining of valuable chemicals from feedstock with feasibility is a significant step and has received an enormous importance in biorefinery concept to achieve value added chemicals [1,3,6]. It involves the two major steps such as (i) pre-treatment of lignocellulosic biomass in suitable solvent at specified temperatures, pressure and time which offers cellulose, lignin and hemicellulose as a depolymerised components while (ii) second step is valorization and separation of the fractionated components [2,6]. Depending on the lignocellulosic composition different operational methods are taken under consideration for extraction of precursors or valorization of biomass with maximum efficiency [2,6]. The primary aim of the pre-treatment is to obtain cellulose, lignin and hemicellulosic components in dissolved and accessible form [2]. Majority times derivatives of lignin and hemicelluloses are formed due to complete or partial hydrolysis by use of organic polar solvents under high temperature [7]. The biomass feedstocks under high temperature and pressure

* Corresponding author.

E-mail addresses: bm.bhanage@gmail.com, bm.bhanage@ictmumbai.edu.in (B.M. Bhanage).<https://doi.org/10.1016/j.jics.2021.100018>Received 22 December 2020; Received in revised form 13 February 2021; Accepted 19 February 2021
0019-4522/© 2021 Indian Chemical Society. Published by Elsevier B.V. All rights reserved.Principal
SIES College of Arts, Science &
Commerce (Autonomous)
Sion (West), Mumbai - 400 022.



Journal of the Indian Chemical Society

Supports open access

1.3

CiteScore

1.3

Impact Factor

[Submit your article](#)[Guide for authors](#)

Menu



Search in this journal

Journal Insights

Aims & scope

The *Journal of the Indian Chemical Society* publishes peer-reviewed research articles, reviews, notes and communications in the major areas of Inorganic Chemistry, Physical Chemistry, Organic Chemistry, Analytical Chemistry, Environmental Chemistry, Medicinal Chemistry, Biochemistry, Industrial and ...

[View full aims & scope](#)

ISSN

Online ISSN: 2667-2847 | Linking ISSN: 0019-4522

Subject areas

Chemistry (General)

Impact

1.3

CiteScore

1.3

Impact Factor

Principal
SIES College of Arts, Science &
Commerce (Autonomous)
Sion (West), Mumbai - 400 022.





Source details

Journal of the Indian Chemical Society

Scopus coverage years: from 1973 to 1985, from 1987 to 1991, from 1996 to Present

Publisher: Elsevier

ISSN: 0019-4522

Subject area: [Pharmacology, Toxicology and Pharmaceutics: Drug Discovery](#) [Chemistry: Physical and Theoretical Chemistry](#) [Chemistry: Inorganic Chemistry](#) [Chemistry: Organic Chemistry](#) [Chemistry: Electrochemistry](#)

Source type: Journal

CiteScore 2022

1.3



SJR 2022

0.242



SNIP 2022

0.371

[View all documents >](#)[Set document alert](#) [Save to source list](#) [Source Homepage](#)[CiteScore](#) [CiteScore rank & trend](#) [Scopus content coverage](#)i Improved CiteScore methodology xCiteScore 2022 counts the citations received in 2019-2022 to articles, reviews, conference papers, book chapters and data papers published in 2019-2022, and divides this by the number of publications published in 2019-2022. [Learn more >](#)CiteScore 2022 v1.3 = $\frac{1,262 \text{ Citations 2019 - 2022}}{966 \text{ Documents 2019 - 2022}}$

Calculated on 05 May, 2023

CiteScoreTracker 2023 o2.9 = $\frac{3,524 \text{ Citations to date}}{1,234 \text{ Documents to date}}$

Last updated on 05 October, 2023 • Updated monthly

CiteScore rank 2022 o

Category	Rank	Percentile
Pharmacology, Toxicology and Pharmaceutics	#127/156	18th
└ Drug Discovery		
Chemistry	#153/185	17th
└ Physical and Theoretical Chemistry		
Chemistry		

[View CiteScore methodology >](#) [CiteScore FAQ >](#) [Add CiteScore to your site](#)Principal
SIES College of Arts, Science &
Commerce (Autonomous)
Sion (West), Mumbai - 400 022.

Study of Phytochemistry and Screening of Antioxidant, Anti-inflammatory study of *Typhonium flagelliforme*

Nitin A. Mirgane³, Arun Chandore², Vitthal Shivankar¹, Yashwant Gaikwad¹, Gurumeet C. Wadhawa^{1*}

¹Rayat Shikshan Sansthas Karmaveer Bhaurao Patil College Vashi Sector 15 A Navi Mumbai, 400703, Maharashtra, India.

²Abasaheb Marathe Arts and New Commerce, Science College, Rajapur - 416702. District- Ratnagiri (Maharashtra), India.

³Post Graduate Department of Chemistry, SIES College of ASC, Sion (West) Affiliated to University of Mumbai, Mumbai - 400022, Maharashtra, India.

*Corresponding Author E-mail: wadhava.gurumeet@gmail.com

ABSTRACT:

Typhonium flagelliforme from the family Araceae is very rare plant. It is very good curative and work against various illness and infections. The plant part has large importance in Ayurveda. In this study we use stem and leaves used for phytochemical analysis and their biological properties such as Antioxidant and Anti-inflammatory activity. Known Protocol for the phytochemical analysis, while antioxidant and anti-inflammatory activity was determined using known methods. Both the leaves and stem extract show presence of various important active constituent and shows better activity against the free radicals or antioxidant activity or they can show the anti-inflammatory activity.

KEYWORDS: Leaves, stem, *Typhonium flagelliforme*, DPPH and Anti-inflammatory, radicals, scavenging.

INTRODUCTION:

Now a day's pollution is increased very rapidly. Due to pollution large number of the free radicals are generated. Animals are exposed to these free radicles or as oxidizing agents and affect their metabolism very highly life style and the new life style and modern food habit leads to the generation of the free radicals.

Most of the chemical species which contain reactive namely superoxide anion (O_2^-), nitric oxide (NO^*), oxygen species (ROS), the hydroxy group or peroxide radicals, or nitric oxide (NO) different nitrogenous species (RNS), peroxy nitrite anion ($ONOO^-$), agents like hypochlorous acid (HClO) and hydrogen peroxide (HO_2H).¹

Most of these free radicals like ROS and RNS are responsible for the lipid peroxidation, they also causes the protein crosslinking or attack on the DNA², it result in various cataracts, atherosclerosis, chronic inflammation; other diseases like the different diabetes, affect the cell damage causing cancer along with the various cardiovascular disorders liver and also affect the nerve.³

Antioxidants used food in processing industry to increase the life of the food, especially in lipid peroxidation generated by the free radicles as a consequence, increases food deterioration, discoloration, and nutritional losses, among others. There are different antioxidants which are prepared such as BHA, tertiary butylhydroquinone, butylated hydroxytoluene (BHT), propylgallate are available.⁴ These are some examples of plants that have been thoroughly considered in the few last years for their antioxidant. Anti-Inflammatory activity tissue to injury leads to inflammation. This is an example of the complex process. This inflammation is related to the oftenly related to cell damage and some pain in the cell, includes occurrences such as lead to the swelling in the cells. Mostly the protein denaturation takes place, it basically involves the cascade of fluidic and cellular changes.⁴⁻⁶ It leads to inflammation in the cell is due to the production of various radicals such as O_2 , OH and non-free radical species (H_2O_2) and this also leads to the extreme activation of phagocytes. They have very powerful oxidizing action. Hence, the different agents present in the plant material increase the radicals scavenging activity and the inflammatory activity.⁶⁻⁸

Typhonium flagelliforme plant is very rare plant. It has very good inflorescence at appearing alongside leaves. The leaves are 5-20cm very thin peduncle. This plant has convolute at base, its flower is globose, green, ovoid, or depressed, measures 1.5-3.5 × 1.2-2cm. This plant has the spadix sub cylindric, slightly fusiform, measures 1.7-1.9cm × 9-11mm. This plant shows good biological activity mostly on the cure for tumor, asthma, swelling, and as a detoxicant. This plant mostly occurs Sri Lankan, Southeast Asian, Indian countries and it is edible used in these countries. Many times, juice of this plant used for drinking purpose, it is mixed with honey as ayurvedic formulations. This plant has very good anticancer activity used against the cervical cancer, breast, leukemia cancers. Moreover, they have been used the plant to treat respiratory disorders, particularly cough and asthma.⁷⁻¹¹ Additionally, it has been used to treat breast abscess, hemangioma, spleen lymph tumor, and cuts.¹⁰⁻¹³



(Home.aspx)

Research Journal of Pharmacy and Technology

(Home.aspx)

ISSN

0974-360X (Online)

0974-3618 (Print)

HOME ▾ (HOME.ASPX) PAST ISSUES (PASTISSUES.ASPX)

EDITORIAL BOARD (EDITORIALBOARD.ASPX) [Submit Article \(SubmitArticle.aspx\)](#) [FOR AUTHORS](#) MORE ▾

NEWSLETTERS (NEWSLETTERS.ASPX) **Research Journal of Pharmacy and Technology**

About Journal

Research Journal of Pharmacy and Technology (RJPT) is an international, peer-reviewed, multidisciplinary journal, devoted to pharmaceutical sciences. The aim of RJPT is to increase the impact of pharmaceutical research both in academia and industry, with strong emphasis on quality and originality. RJPT publishes Original Research Articles, Short Communications, Review Articles in all areas of pharmaceutical sciences from the discovery of a drug up to clinical evaluation. Topics covered are: Pharmaceutics and Pharmacokinetics; Pharmaceutical chemistry including medicinal and analytical chemistry; Pharmacognosy including herbal products standardization and Phytochemistry; Pharmacology: Allied sciences including drug regulatory affairs, Pharmaceutical Marketing, Pharmaceutical Microbiology, Pharmaceutical biochemistry, Pharmaceutical Education and Hospital Pharmacy. Research Journal of Pharmacy and Technology (RJPT) is published every year in last week of January, February, March, April, May, June, July, August, September, October, November and December from Raipur.

Abstracting and Indexing Information

The journal is indexed/listed with Scopus, Pro Quest Central, CAB:Abstract, CAS: Chemical Abstracts Service (CAS), CAS: Indian Citation Index, ISA: Indian Science Abstracts, Google Scholar, Gale Group Inc. USA.

Claims

Missing numbers will not be supplied if claims are received more than six months after the date of issue or if loss was due to failure to give notice of change of address. The Publisher and Printer cannot accept responsibility for foreign delivery when records indicate posting has been made.

Change of Postal Address

Subscribers should notify the change of address to subscription office of journal as and when the change of address address.



[ABOUT JOURNAL \(ABOUTJOURNAL.ASPX\)](#) [CONTACT US \(CONTACTUS.ASPX\)](#)



[\(Home.aspx\)](#)

Research Journal of Pharmacy and Technology

[\(Home.aspx\)](#)

ISSN

0974-360X (Online)

0974-3618 (Print)

[HOME \(HOME.ASPX\)](#) [PAST ISSUES \(PASTISSUES.ASPX\)](#)

[EDITORIAL BOARD \(EDITORIALBOARD.ASPX\)](#) [Submit Article \(SubmitArticle.aspx\)](#) [FOR AUTHORS](#) [MORE](#)

[NEWS NEWS.ASPX](#) **Research Journal of Pharmacy and Technology is indexed in following indexing bodies:**



GOOGLE SCHOLAR



SCOPUS



PRO QUEST CENTRAL



CAB:ABSTRACT



CAS: CHEMICAL ABSTRACTS SERVICE (CAS)



CAS: INDIAN CITATION INDEX



ISA: INDIAN SCIENCE ABSTRACTS



Principal
SIES College of Arts, Science &
Commerce (Autonomous)
Sion (West), Mumbai - 400 022.

Synthesis and characterization studies of novel ternary complexes of Zn(II) and Ni(II) ion with norfloxacin drugs and amino acidsDamini Vishwakarma^a, Sanju Agrawal^b, Noorafsha^a, Anupama Kashyap^a, Anil Kumar Kashyap^{a*}, Nitin A. Mirgane^c^a Department of Chemistry, Govt. V.Y.T.PG. Autonomous College, Durg (C.G.)^b Department of Chemistry, Government College, Hodal, 121106, Haryana, India.^c SIES College of ASC, Sion Mumbai-400 022, Maharashtra, India.

*Corresponding Author

Dr. Anil Kumar Kashyap

Govt. V.Y.T. PG. Autonomous College, Durg (C.G.) 491001

Email:kashyapanil3030@gmail.com, Mob. 919827958247

Abstract:

In the present work, we have synthesized twenty (20) Zn(II) and Ni(II) ion ternary complex with fluoroquinolone drug (Norfloxacin (NOR)) as primary ligand and-proline, L-glycine, L-alanine, L-histidine, L-arginine, L-threonine, L-valine, L-methionine, L-tryptophan, L-lysine, L-leucine, L-tyrosine, L-cysteine amino acid (AA) as the secondary ligand. Initial characterization studies have been done by elemental analysis to get information on the percent composition of C, H, N, O, S elements and metal, while UV-Visible spectroscopy shows the effect of metal chelation on the different inter-ligand transitions. Magnetic moment confirms the diamagnetic and paramagnetic behaviour of Zn (II) complexes and Ni (II) because there are all paired and two unpaired electrons are present in the outer orbital of the central zinc and nickel metal ion respectively. So the Zn and Ni metal shows +2 oxidation state in all synthesized complexes. While IR studies confirm the presence of all functional groups in synthesized complexes. Synthesized new ternary complexes contains [Zn(II)(NOR)(AA)] and [Ni(II)(NOR)(AA)] is 1:1:1 molar ratio. The zinc and nickel ion in these 20 complexes have similar coordination modes, which can be described as six coordinated octahedral geometry. Stability of the all ternary complexes was determined by thermal gravimetric analysis (TGA) in temperature ranges between 25°C-900°C. The carboxylic and amino acid group participate in the bonding and the interaction of the metal ion with an amino acid.

Keywords: Fluoroquinolone, Zn(II)/Ni(II) metal ion, amino acids, ternary complexes, spectral analysis.

2181

Principal
SIES College of Arts, Science &
Commerce (Autonomous)
Sion (West), Mumbai - 400 022.





EVALUATING THE STATE OF OXIDATIVE STRESS AND SOME BIOCHEMICAL VARIABLES AMONG BARBERS IN THE CITY OF SAMARRA
(<https://Ejmcm.Com/Issue-Content/Evaluating-The-State-Of-Oxidative-Stress-And-Some-Biochemical-Variables-Among-Barbers-In-The-City-Of-Samarra-13799>)

Volume 11 (2024) | Issue 1

SPINAL TUBERCULOSIS AND ROLE OF CBNAAT IN DIAGNOSIS
(<https://Ejmcm.Com/Issue-Content/Spinal-Tuberculosis-And-Role-Of-Cbnaat-In-Diagnosis-13797>)

Volume 11 (2024) | Issue 1

IMMUNE MEDIATED LESIONS OF THE ORAL CAVITY
(<https://Ejmcm.Com/Issue-Content/Immune-Mediated-Lesions-Of-The-Oral-Cavity-13793>)

Volume 10 (2023) | Issue 8

FEATURES OF PSYCHOLOGICAL DIAGNOSIS OF PROFESSIONAL SFI ECTION



Principal

SIES College of Arts, Science & Commerce (Autonomous)
Sion (West), Mumbai - 400 022.



Source details

European Journal of Molecular and Clinical Medicine

Formerly known as: New Horizons in Translational Medicine

Scopus coverage years: 2018, 2020

(coverage discontinued in Scopus)

Publisher: EJMCM, International House

E-ISSN: 2515-8260

Subject area: [Immunology and Microbiology: Applied Microbiology and Biotechnology](#) [Immunology and Microbiology: Immunology](#)
[Biochemistry, Genetics and Molecular Biology: Molecular Medicine](#) [Immunology and Microbiology: Microbiology](#)

View all ▾

Source type: Journal

[View all documents >](#) [Set document alert](#) [Save to source list](#)

[CiteScore](#) [CiteScore rank & trend](#) [Scopus content coverage](#)

CiteScore 2019 ⓘ
0.2

SJR 2019 ⓘ
0.152

SNIP 2022 ⓘ
0.000

i Improved CiteScore methodology ✕

CiteScore 2019 counts the citations received in 2016-2019 to articles, reviews, conference papers, book chapters and data papers published in 2016-2019, and divides this by the number of publications published in 2016-2019. [Learn more >](#)

CiteScore 2019 ▾

$$0.2 = \frac{2 \text{ Citations 2016 - 2019}}{9 \text{ Documents 2016 - 2019}}$$

Calculated on 06 May, 2020

CiteScore rank 2019 ⓘ

Category	Rank	Percentile
Immunology and Microbiology	#99/105	6th
Applied Microbiology and Biotechnology		
Immunology and Microbiology	#192/200	4th
Immunology		

[View CiteScore methodology >](#) [CiteScore FAQ >](#) [Add CiteScore to your site ↗](#)



 Principal
 SIES College of Arts, Science & Commerce (Autonomous)
 Sion (West), Mumbai - 400 022.

Ionic Liquid: A Versatile Green Catalyst for the Reaction of 9-Hydroxymethylantracenes with Maleimides under Solvent-free Conditions

Pallavi T. Roy, Nitin A. Mirgane*

Department of Chemistry, SIES College of Arts, Science and Commerce, Mumbai - 400022, Maharashtra, India

ABSTRACT Ionic liquid (IL) 1-butyl-3-methylimidazolium chloride ([bmim][Cl]) efficiently catalyzes Diels–Alder reaction of maleimides and 9-hydroxymethylantracene derivatives to Diels–Alder adducts in high yields without the formation of any Michael products. ILs act as a catalytic solvent. This approach offers many advantages such as ease of operation, economic viability, excellent yields, environmental benign synthetic methodology, and the reusability of the IL. The presence of the hydrogen bonding substituents on the anthracene ring contributes toward the higher yield of the products formed. This was studied by comparing the ¹H-NMR signals of different Diels–Alder adducts.

KEYWORDS Diels–Alder reaction, Green chemistry, Hydrogen bonding, 9-Hydroxymethylantracene, Ionic liquid, Maleimide.

How to cite this article: Roy, P.T., Mirgane, N.A. Ionic Liquid: A Versatile Green Catalyst for the Reaction of 9-Hydroxymethylantracenes with Maleimides under Solvent-free Conditions. *Indian J. Heterocycl. Chem.*, 2021, 31, 295–299.
(DocID: <https://connectjournals.com/01951.2021.31.295>)

INTRODUCTION

Reducing the use and production of hazardous substances is the key objective of any green and sustainable chemical reaction. Accordingly, avoidance of organic solvents which are toxic and result in generation of volatile organic compounds is of pertinent importance in planning a synthetic protocol.^[1] Although, a considerable attention has been paid recently to the expedition for novel reaction media, still the hunt for the perfect solvent continues for various industrially relevant processes like the Diels–Alder reaction.^[2]

Due to its atom-economical nature, it is one of the most versatile and sustainable reactions for the preparation of six-membered rings and thus justifies its industrial application for the synthesis of various pharmaceutical intermediates, aroma chemicals, and agrochemical products.^[3] There are a plethora of reports available in the literature for the Diels–Alder reaction of alkyl/aryl maleimides with 9-hydroxymethylantracene derivative. It has been carried out in the presence of graphene oxide as a carbocatalyst,^[4] covalent organic frameworks,^[5] metal mediated organic

frameworks,^[6-9] cyclodextrin,^[10] thin-film microfluidics,^[11] deep eutectic solvents,^[12] and polar solvents.^[13,14] Nevertheless, most of these methodologies have fewer drawbacks such as the use of expensive metals for preparing nanocages or frameworks, use of special equipment, tedious purification methods, and high cost of the process, thus making them unsuitable for large-scale industrial applications. Moreover, Khupse and Kumar reported a “cosolvent directed Diels–Alder reaction between *N*-ethyl maleimides and 9-hydroxymethylantracene derivatives in the presence of ionic liquids (ILs).”^[15] However, the publication mainly focuses on the kinetic studies and the binary solvent effects of the ILs on the Diels–Alder reaction rather than exploring the catalytic potentiality of ILs. Accordingly, there is a need to develop of new, economically viable, green, eco-friendly protocol for the Diels–Alder reaction of alkyl and aryl maleimides with 9-hydroxymethylantracene derivatives.

Due to the awareness of the worrying hazards, the importance has shifted to the application of ILs as a valuable

*Corresponding author: E-mail: mirgane@gmail.com

Published & Hosted by :

Journal Homepage :
www.connectjournals.com/ijhc

CONNECT
JournalsTM

©2021 Connect Journals

www.connectjournals.com





Directory of Journals, e-publishers, Journal Subscription Service & Management

My Profile
Login
Register
Subscribe / Order Journals
Add Your Journal

1. adasda:

Home About Us Search User Panel Customer Services Post Article My Cart Contact Us

INDIAN JOURNAL OF HETEROCYCLIC CHEMISTRY

Title No : CJ-01951

Journal Information

Editor PROF. (DR.) OM PRAKASH
Print ISSN 0971-1627
e-ISSN 2456-4311
Periodicity Quarterly (4 Issues per year)
Published Since 1991
Publishing Cycle First issue of each Volume published in :January
Latest Volume Vol. 33 in 2023
Back Volume Hard Copies available. OPEN ACCESS to Full-Text PDF files of Archives.
Availability Print | Online - Free with Print
Publisher URL www.connectjournals.com

Indian Journal of Heterocyclic Chemistry is peer reviewed and exclusively devoted to research in the area of heterocyclic chemistry. The journal publishes invited review articles and original research papers pertaining to structure and synthesis, mechanism of reactions, spectral studies, biologically active compounds, bio-chemical studies, physicochemical work, phytochemistry etc. Abstracted and Indexed In: Science Citation Index Expanded || SCOPUS || CAS || CAB Abstracts || Current Contents || Connect Journals || UGC-CARE List Group II || EBSCOhost || Journal Metrics 2020: NAAS Score - 6.07 || SJR ? 0.122 || Cite Score ? 0.3 || SNIP ? 0.266 || Cite Score ? 177/185 || Impact Factor ? 0.273 (JCR 2019 ? Clarivate Analytics 2020) ||

Subscription Rate for the Year- 2023

Rate [INR]	Print	Online	Print+Online
Individual	-	-	-
Institutional	8000.00 <input type="radio"/>	8000.00 <input type="radio"/>	8000.00 <input type="radio"/>

Rate [US \$]	Print	Online	Print+Online
Individual	500.00 <input type="radio"/>	500.00 <input type="radio"/>	500.00 <input type="radio"/>
Institutional	500.00 <input type="radio"/>	500.00 <input checked="" type="radio"/>	500.00 <input type="radio"/>

Online FREE with Print Subscription.

* Current prices to be checked before order. Regd.Post/Courier Charges extra.

Published By CONNECT JOURNALS, INDIA

E-Published By



ADD TO CART

Useful Links

OUR SERVICES

Home
About Us
Disclaimer
Privacy Policy

SEARCH

Quick Search
Advanced Search
Title Search
Alphabetical Search

Publisher Search
Article Search
Author Search
Help

CUSTOMER SERVICES

User Panel
Free e-Journals

SUPPORT SERVICES

Contact Us
Post Article
Add Your Journal
Feedback

▶Current Issue

▶Subscription

▶Archives

▶Editorial Board

▶Author Index(Current Vol.)

▶Author Guidelines

▶View Sample Article



Published in ENGLISH

Submit Your Article Online

SJR Ranking

Indian Journal of Heterocyclic Chemistry





Importance and use of pulse oximeter in COVID-19 pandemic: general factors affecting the sensitivity of pulse oximeter

Kirtikumar C. Badgujar^a, Ashish B. Badgujar^b, Dipak V. Dhangar^c and Vivek C. Badgujar^d

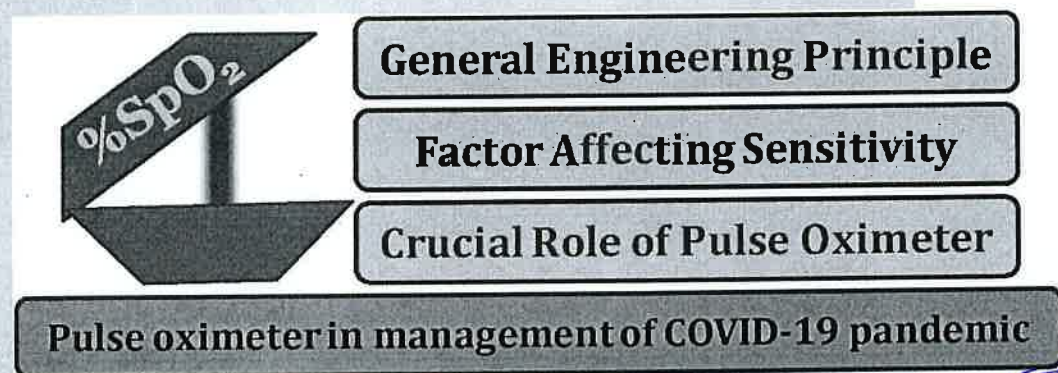
^aDepartment of Chemistry, SIES College of Arts Science and Commerce, Mumbai, India; ^bMunicipal Eye Hospital, Mumbai, India; ^cBombay Hospital and Medical Research Centre, Mumbai, India; ^dDepartment of Chemistry, Pratap College of Arts, Science and Commerce, Amalner, India

ABSTRACT

The whole World is greatly affected by the current COVID-19 pandemic caused due to emerging novel Coronavirus (SARS-CoV-2) which specifically attacks on the respiratory system and reduces oxygen carrying capacity to develop hypoxia/dyspnoea. The severely affected COVID-19 patients require ventilators to survive and to fulfil the need of oxygen. However, number of ventilators is much less than that of actual number of COVID-19 patients. Furthermore, management of the primary assessment of oxygen level/requirement becomes a challenging task in hospitals due to a large number of COVID-19 patients. To manage this situation, a small device pulse oximeter can be used in primary clinical care to determine the oxygen saturation. Furthermore, pulse oximeter can be significantly used to observe the oxygen saturation in quarantine or hospitalised patients. Thus, pulse oximeter has become a game-changer in COVID-19 pandemic to detect the oxygen requirement in patients. However, there are several factors affecting the sensitivity of pulse oximeter which need to understand to get accurate reading. In view of this, the present article discusses the (i) role of pulse oximeter in managing COVID-19 (ii) basic engineering principle of pulse oximeter (iii) various factors affecting sensitivity (iv) pros, cons and challenges in the use of the pulse oximeter.

KEYWORDS

Pulse oximeter sensitivity; COVID-19 management; oxygen saturation; basic engineering; %SpO₂



1. Pulse oximeter in managing COVID-19 pandemic

Pulse oximeter is a small non-invasive device which is used to determine the hypoxia in patients [1-4]. The main function of the pulse oximeter is to determine the amount of oxygen saturation

CONTACT Kirtikumar C. Badgujar ✉ kirrtti@gmail.com, kirrtti05@gmail.com Department of Chemistry, SIES College of Arts Science and Commerce, Sion West, Mumbai, Maharashtra 400022, India

[Home](#) [All Journals](#) [Indian Chemical Engineer](#) [Journal Information](#)

Indian Chemical Engineer

[Submit an article](#) [About this journal](#) [Browse all articles & issues](#) [Alerts & RSS feed](#) [Buy a subscription](#)

Ready to submit?

Start a new manuscript submission or continue a submission in progress

[Go to submission site](#)

Submission information

[Instructions for authors](#)

[Editorial policies](#)

Editing services

[Editing services site](#)

About this journal

[Journal metrics](#)

[Aims & scope](#)

[Journal information](#)

[Editorial board](#)

[News & call for papers](#)


Journal information

Print ISSN: 0019-4506 Online ISSN: 0975-007X

6 issues per year

Abstracting & Indexing

Indian Chemical Engineer is abstracted and indexed in: Emerging Sources Citation Index (Web of Science); Scopus; Aluminium Industry Abstracts; Cambridge Scientific Abstracts; Centre National de la Recherche Scientifique; Ceramic Abstracts Chemical Abstracts; Computer and Information Systems Abstracts; Corrosion Abstracts; EBSCOhost; Electronics and Communications Abstracts; Information Express; IngentaConnect; International Aerospace Abstracts; National Council for Cement and Building Materials; OCLC ArticleFirst; Process and Chemical Engineering; Solid State and Superconductivity Abstracts; Theoretical Chemical Engineering; World Ceramics Abstracts.



12/2/20

Source details

Indian Chemical Engineer

Scopus coverage years: 1992, from 2009 to Present

Publisher: Taylor & Francis

ISSN: 0019-4506 E-ISSN: 0975-007X

Subject area: Chemical Engineering: General Chemical Engineering

Source type: Journal

[View all documents >](#) [Set document alert](#) [Save to source list](#)

CiteScore 2022 ⊙
3.0

SJR 2022 ⊙
0.301

SNIP 2022 ⊙
0.693

[CiteScore](#) [CiteScore rank & trend](#) [Scopus content coverage](#)

Improved CiteScore methodology
CiteScore 2022 counts the citations received in 2019-2022 to articles, reviews, conference papers, book chapters and data papers published in 2019-2022, and divides this by the number of publications published in 2019-2022. [Learn more >](#)

CiteScore 2022 ⌵
 $3.0 = \frac{475 \text{ Citations 2019 - 2022}}{157 \text{ Documents 2019 - 2022}}$

Calculated on 05 May, 2023

CiteScoreTracker 2023 ⊙
 $3.0 = \frac{443 \text{ Citations to date}}{150 \text{ Documents to date}}$

Last updated on 05 October, 2023 • Updated monthly

CiteScore rank 2022 ⊙

Category	Rank	Percentile
Chemical Engineering		
General Chemical Engineering	#150/272	45th

[View CiteScore methodology >](#) [CiteScore FAQ >](#) [Add CiteScore to your site &P](#)



Principal
SIES College of Arts, Science & Commerce (Autonomous)
Sion (West), Mumbai - 400 022.



BORON SULFONIC ACID-CATALYZED AN EFFICIENT SYNTHESIS AND ANTIBACTERIAL STUDY OF N-SUBSTITUTED PHENYL MALEIMIDES

T. S. Thopate

Department of Chemistry, New Arts, Commerce and Science College, Parner, Ahmednagar 414302 (MS) India,
thopatenel@rediffmail.com

C. D. Bhenki

Department of Chemistry, S. H. Kelkar College, Devgad, Sindhudurg, (MS), India

R. N. Deshmukh

Department of Botany, New Arts, Commerce and Science College, Parner, Ahmednagar 414302 (MS) India

S. B. Katariya

Department of Chemistry, SIES College, Sion, Mumbai 400 022, (MS), India

Abstract:

A series of N-substituted phenyl maleimide derivatives were synthesized using Boron Sulphonic Acid (BSA) in high yield at ambient temperature. All the synthesized compounds were characterized by IR, ¹H NMR, and ¹³C NMR and evaluated for their antimicrobial activities against selected bacteria. All the compounds possess a broad spectrum of antimicrobial activity as compared with penicillin.

Keywords: Antibacterial activity, Boron Sulfonic Acid, N-substituted phenyl maleimide.

Article History

* Received: 24/08/2021; Accepted: 16/09/2021

Corresponding author: T. S. Thopate

Introduction

The multistep synthesis of natural products and useful organic compounds is a vital field of organic chemistry (1-2). N-Substituted maleimide derivatives (RMIs) and their polymers possesses excellent thermal stability and these polymers have been reported for n type organic semiconducting materials as organic transistors (3-8). N-Substituted phenyl maleimide (NRPMI) is a class of functional polymer material modifiers. As a component of the heat resistant copolymer, it can significantly increase heat resistance of PVC, ABS, MMA, St-AN – MMA Resin, etc. Accordingly, it is widely used for the preparation of heat resistant resin, coating adhesives, photosensitive resins, rubber vulcanization agent of reform, insulating paint, etc. (9-10). In addition, important biological properties concerning bactericidal, fungicidal, and anticancer have been reported for some imides (11-14). There have been many methods in previous literature about the synthesis of N-phenyl maleimide (15-20).

[99]



Principal
SIES College of Arts, Science &
Commerce (Autonomous)
Sion (West), Mumbai - 400 022.

Vol.13 No4 (III)

ISSN : 0975-1386

Wesleyan Journal of Research

An International Research Journal

SCIENCE SECTION



Bankura Christian College
Bankura-722 101
WEST BENGAL, INDIA



Principal
SIES College of Arts, Science &
Commerce (Autonomous)
Slon (West), Mumbai - 400 022.

2/21 VAC 10/21 V21

Sr.No.	Journal Title	Publisher	ISSN	ISSN	Years	Details
1	Wesleyan Journal of Research	Bankura Christian College	0975-1386	NA	from June-2019 to January-2023	Discontinued from Jan 2023

Showing 1 to 1 of 1 entries

Previous 1 Next



Principal
 SIES College of Arts, Science &
 Commerce (Autonomous)
 Sion (West), Mumbai - 400 022,



OPTIMIZATION OF ISOLATION PROCESS OF PIPERINE FROM *PIPER NIGRUM* USING FULL FACTORIAL DESIGN

Amol Ashok Kadam

Dept. of Chemistry, Ramniranjan Jhunjhunwala College, Ghatkopar, Mumbai-400086, Maharashtra, India,
amolkadam@rjcollege.edu.in. ORCHID ID: 0000-0002-2425-2654

Dr. Amit P. Pratap

Dept. of oil, oleoresins, and surfactants, Institute of Chemical Technology, Matunga, Mumbai-400019,
Maharashtra, India.

Dr. Santosh B. Katariya

Dept. of Chemistry, SIES College of Arts, Science and Commerce, Sion, Mumbai-400022, Maharashtra, India.

Abstract:

Drug development mainly depends on natural products. Natural medicines or plant materials invariably have small portions of bioactive ingredients or natural products. Hence, developing simple and workable techniques for extracting and separating such bioactive compounds is essential. However, natural product isolation from the plant material or its oleoresin is a challenging task. *Piper nigrum* is a culinary spice that is an essential medicinal herb with long-standing curative effects. The pharmacological effects of *Piper nigrum* are because of the alkaloid Piperine present in it. Separating Piperine from extract or oleoresin is a strenuous process. This work aimed to investigate the isolation of Piperine from the *Piper nigrum* with the help of a mixture of solvents and optimization of the process employing a 2^k full factorial design. Using one parameter at a time (OPAT) experimental approach, various isolation parameters such as the effect of nature extraction solvents, solvent ratio, isolation temperature, and solvent to solid ratio were evaluated. The isolation parameters obtained from the OPAT process were screened further using a 2^k full factorial design to find significant high yield parameters. Among the determining parameters, all the main parameters had the strongest effect and were significant whereas all the interactions were insignificant. The isolation process using a mixture of Petroleum ether and diethyl ether is simple, practical, and economical.

Key Words: full factorial design; Isolation process; Piperine; *Piper nigrum*.

Article History

* Received: 24/08/2021; Accepted: 16/09/2021

Corresponding author: Amol Ashok Kadam

Vol. 13 No4 (III)

ISSN : 0975-1386

Wesleyan Journal of Research

An International Research Journal

SCIENCE SECTION



Bankura Christian College
Bankura-722 101
WEST BENGAL, INDIA



Principal

SIES College of Arts, Science &
Commerce (Autonomous)
Sion (West), Mumbai - 400 022.

Handwritten notes:
 2/2 U.C. Case - 2/18
 ...

Sr.No.	Journal Title	Publisher	ISSN	ISSN	years	Details
1	Wesleyan Journal of Research	Babkous Christian College	0975-1386	NA	from June-2019 to January-2023	Discontinued from Jan 2023

showing 1 to 1 of 1 entries

Previous 1 Next



Handwritten signature

Principal
 SIES College of Arts, Science &
 Commerce (Autonomous)
 Sion (West), Mumbai - 400 022.



ANALYSIS OF CALCIUM (CA) IN CHOCOLATES BY VOLUMETRIC AND FLAME PHOTOMETRIC METHODS

Pravin N. Daule

Department of Chemistry and Research Centre, New Arts, Commerce and Science College, Parner-414302,
India

Sagar D. Mhaske

Department of Chemistry and Research Centre, New Arts, Commerce and Science College, Parner-414302,
India, sagarmhaske2000@gmail.com

Puja P. Zaware

Department of Chemistry and Research Centre, New Arts, Commerce and Science College, Parner-414302,
India

Dilip R. Thube

Department of Chemistry and Research Centre, New Arts, Commerce and Science College, Parner-414302,
India

Bhausahab S. Narsale

Department of Chemistry and Research Centre, New Arts, Commerce and Science College, Parner-414302,
India

Sarita G. Kundlikar

Department of Chemistry and Research Centre, New Arts, Commerce and Science College, Parner-414302,
India

Santosh B. Katariya

Department of Chemistry, SIES College, Sion, Mumbai 400 022, India

Abstract

All around the world Chocolates are used as flavours and taken as foodstuff like candies, cakes, bars, mousse, desserts, chocolate brownies, and chocolate chip cookies etc. Chocolates are made up from roasted and ground cacao pods of the Theobroma cacao, also called the cacao tree. Chocolate are used in cold and hot beverages and having different shapes, size. Chocolate contain Carbohydrates, Fat, Proteins, Vitamins, and Minerals. Minerals present in Chocolates are Calcium, Iron, Magnesium, Sodium, Potassium, Zinc etc. amount

[1]



Principal
SIES College of Arts, Science &
Commerce (Autonomous)
Sion (West), Mumbai - 400 022.

Vol.13 No4 (III)

ISSN : 0975-1386

Wesleyan Journal of Research

An International Research Journal

SCIENCE SECTION



Bankura Christian College
Bankura-722 101
WEST BENGAL, INDIA

Principal

SIES College of Arts, Science & Commerce (Autonomous)
Sion (West), Mumbai - 400 022.



9/20/21
DAR Case - (2)
Final Page

S. No.	Journal Title	Publisher	ISSN	ISSN	Year	Details
1	Wesleyan Journal of Research	Wabkema Christian College	0975-1386	NA	from June-2019 to January-2023	Discontinued from Jan 2023

Showing 1 to 1 of 1 entries

Page 1 of 1



Principal
SIES College of Arts, Science & Commerce (Autonomous)
 Sion (West), Mumbai - 400 022

**Abi-annual peer - reviewed journal of Department of
English and Cultural Studies, Panjab University,
Chandigarh**



**Corona in Times of Consumerism: A Reading of Chinese Cannibalism and Western
Typhoid**


Seema

Abstract:

The coronavirus pandemic, apart from highlighting the unpreparedness of our healthcare system, has brought up certain key issues- Is it correct/desirable to control/limit discourse in these times of postmodern multiplicities? Is it necessary/desirable to impose culinary restrictions? This paper, in the background of the recent coronavirus pandemic and the associated socio-political situation, questions the postmodern proliferation of metanarratives while acknowledging the handicap of a grand narrative that has teleology built into its optics. It examines the postmodern consumerist fervour in light of the cannibalistic trope and situates culinary politics as an inherent part of the East-West dichotomy. The argument in the paper is contextualised through a reading of *The Republic of Wine*, a novel written by the Chinese Nobel Laureate, Mo Yan and the discourse surrounding "Typhoid Mary" in America.

Keywords: postmodern multiplicity- poststructuralist scepticism- Typhoid Mary- cannibalism- culinary politics- hyperreality.

The idea that postmodern is nebulous and against fixities is irrefutable. Postmodern philosophy is influenced by post-structuralism and provides us with the contentions and methods required to oppose the idea of grand narratives. Apart from questioning master narratives, it also promotes critical thinking in the absence of such overall authority. Postmodern ideology is anti foundational and expresses incredulity towards notions of traditional received wisdom, authority and conventional socio-cultural, political norms. It is informed by poststructuralist scepticism towards structuralist convictions of essential knowledge and methodological ways of knowing these systems of signification. It is but natural that everyone will not agree with this view about Structuralist principles. This paper, in light of the recent coronavirus pandemic and the associated socio-political situation, questions the postmodern proliferation of metanarratives while acknowledging the handicap of a grand narrative that has teleology built into its optics. The paper would endeavour to read



dialog

A bi-annual peer-reviewed Journal

Search this site

ISSN: 0975 - 4881


[Journal](#) [Submission Guidelines](#) [About Us](#) [Contact us](#) [Archive](#)

dialog 36 (Autumn 2020)

dialog: A bi-annual interdisciplinary journal

No. 36 (Autumn 2020)

ISSN 0975-4881



Issues

- dialog 18 (Spring 2010)
- dialog 19 (Autumn 2010)
- dialog 20 (Spring 2011)
- dialog 21(Autumn 2011)
- dialog 22 (Autumn 2012)
- dialog 22 (Spring 2012)
- dialog 23 (Spring 2013)
- dialog 24 (Autumn 2013)
- dialog 25 (Spring 2014)
- dialog 26 (Autumn 2014)
- dialog 27 (Spring 2015)
- dialog 28 (Autumn 2015)
- dialog 29 (Spring 2016)
- dialog 30 (Autumn 2017)
- dialog 31 (Spring 2017)
- dialog 32 (Autumn 2017)
- dialog 33 (Spring/Autumn 2018)
- dialog 34 (Spring/Autumn 2019)
- dialog 35 (Spring 2020)
- dialog 36 (Autumn 2020)
- dialog 37 (Spring 2021)
- dialog 38 (Autumn 2021)
- dialog 39 (Spring 2022)

Editor

Deepti Gupta

Editorial Board

Rumina Sethi

Akshaya Kumar

Advisory Board

M.L.Raina

Mina Surjit Singh

Shelley Walia

Rana Nayar

Pushpinder Syal

Manju Jaidka

Lovelina Singh

Pratibha Nagpal

Harpreet Pruthi

Anil Raina

Meenu Gupta

Surbhi Goel

Sudhir Kumar

UGC-CARE List

Journal Details

Journal Title (in English Language)	Dialog
Publication Language	English
Publisher	Department of English and Cultural Studies, Pajjab University
ISSN	0975-4881
E-ISSN	NA
Discipline	Social Science
Subject	Social Sciences (all)
Focus Subject	Cultural Studies
UGC-CARE coverage years	from June-2019 to Present

Copyright © 2023 Savitribai Phule Pune University. All rights reserved. | Disclaimer



Available online on 15.08.2020 at <http://jddtonline.info>

Journal of Drug Delivery and Therapeutics

Open Access to Pharmaceutical and Medical Research

© 2011-18, publisher and licensee JDDT, This is an Open Access article which permits unrestricted non-commercial use, provided the original work is properly cited



Open Access

Review Article

Remdesivir for COVID-19: A review of pharmacology, mechanism of action, in-vitro activity and clinical use based on available case studies

Avadheshkumar H. Ram^{1*}, Kirtikumar C. Badgujar^{2*}, Rahoul Zanznay³, Hemant Kadam⁴, Vivek C. Badgujar⁵

¹ Assistant Professor, Department of Zoology, SIES College of Arts Science & Commerce, Sion West, Mumbai, Maharashtra, 400022, India, Contact no: (+91) 8928146480

² Assistant Professor, Department of Chemistry, SIES College of Arts Science & Commerce, Sion West, Mumbai, Maharashtra, 400022, India, Contact no: (+91) 9860180002

³ Physician, Bhiwandi Health Care and Multi-Specialty Hospital, Kalyan Road, Bhiwandi, Maharashtra 421302, India

⁴ Physician, Tuljai Hospital, Dhule Road, Amalner, Dist Jalgaon, Maharashtra, 425401, India

⁵ Assistant Professor, Department of Chemistry, Pratap College of Arts Science & Commerce, Amalner, Dist Jalgaon, Maharashtra, 425401, India

Abstract

Remdesivir as a drug attracted a very serious consideration of whole Globe in treatment of the pandemic disease COVID-19. More recently published in-vitro inhibition activity and in-vivo case studies were showing promising clinical results and outcome of effective inhibition of SARS-CoV-2 virus by the use of remdesivir. However at the same time, use of the remdesivir showed substantial detrimental adverse events in patients which needs a special attention during treatment course of COVID-19. Thus, the use of remdesivir in treatment of COVID-19 is having current international interest although some more clinical evidences are still necessary in order to understand the actual efficiency and mechanism of remdesivir against COVID-19. In view of this, the present literature study spotlight the current ongoing research related to use of remdesivir which includes (i) pharmacology of remdesivir, (ii) mechanism of action of remdesivir (iii) in-vitro inhibition of remdesivir against SARS-CoV-2 virus, (iv) in-vivo analysis and clinical use of remdesivir against COVID-19. Finally possible adverse events (of use of remdesivir) are also discussed considering the pharmacovigilance concern.

Keywords: Remdesivir; COVID-19; Remdesivir side effects, Remdesivir pharmacology; SARS-CoV-2 virus

Article Info: Received 22 July 2020; Review Completed 02 August 2020; Accepted 07 August 2020; Available online 15 August 2020



Cite this article as:

Ram AH, Badgujar KC, Zanznay R, Kadam H, Badgujar VC, Remdesivir for COVID-19: A review of pharmacology, mechanism of action, in-vitro activity and clinical use based on available case studies, Journal of Drug Delivery and Therapeutics. 2020; 10(4-s):264-270 <http://dx.doi.org/10.22270/jddt.v10i4-s.4313>

*Address for Correspondence:

Avadheshkumar H. Ram, Assistant Professor, Department of Zoology, SIES College of Arts Science & Commerce, Sion West, Mumbai, Maharashtra, 400022, India, Contact no: (+91) 8928146480

Dr. Kirtikumar C. Badgujar, Assistant Professor, Department of Chemistry, SIES College of Arts Science & Commerce, Sion West, Mumbai, Maharashtra, 400022, India, Contact no: (+91) 9860180002



Principal

SIES College of Arts, Science
Commerce (Autonomous)
Sion (West), Mumbai - 400 022

1. Introduction:

COVID-19 is the acronym that is used for the novel coronavirus disease-2019, which is caused due to newly emerging delta-coronavirus named as SARS-CoV-2 [1-3]. The first case of COVID-19 was appeared in December 2019 in Wuhan city of Hubei province china and by February 2020, it is declared as global pandemic with the public health emergency due to its more contagious nature than that of SARS-CoV and MERS-CoV [2,3]. As of now (11th July 2020), approximately 126,16,579 confirmed cases have been reported in almost 215 Nations with 5,62,039 fatalities throughout the World [4]. Research related to COVID-19 is still going on regarding to exact origin, transmission, clinical

features, mechanism of infectivity and use of drug to cure COVID-19 [1-3]. Till date various significant breakthroughs have been reported in literature regarding to (i) COVID-19 clinical manifestation, (ii) genetic sequence with phylogenetic relationship of SARS-CoV-2 virus and (iii) possible in-vitro-prohibition of SARS-CoV-2 virus by various available chemical drugs [5]. However, till date no drug is approved by FDA to use against COVID-19 treatment, while most of the drugs are used on the basis of drug repurposing theory to treat COVID-19 [1,3]. Further, research related to development of vaccine is going on high priority which may take almost 18 months (or more) to design first effective and safe vaccine against COVID-19 [3]. Since, majority of vaccines



HOME / About the Journal

Journal of Drug Delivery and Therapeutics (JDDT) is a *double-blind peer-reviewed monthly* journal dedicated to the publication of research papers, reviews, mini-reviews, Short communications and case studies. It is an official journal of Society of Pharmaceutical Technocrats (SoPhTec). This publication is aimed at a broad, interdisciplinary audience of academic and industrial researchers actively engaged in basic and applied laboratory practice, related to Pharmaceutical Science and Therapeutics.

COPYRIGHT NOTICE

This journal has chosen to apply the [Creative Commons Attribution-NonCommercial 4.0 International \(CC BY-NC 4.0\)](#) to all papers to be published. CC BY-NC - Allows users to copy, distribute and transmit an article, adapt the article as long as the author is attributed and the article is not used for commercial purposes.

Authors who wish to publish with this journal agree to the following terms;

1. Authors retain copyright and grant the journal right of first publication with the work simultaneously licensed under a [Creative Commons Attribution-NonCommercial 4.0 International \(CC BY-NC 4.0\)](#), that allows others to share the work with an acknowledgment of the work's authorship and initial publication in this journal.
2. Authors are able to enter into separate, additional contractual arrangements for the non-exclusive distribution of the journal's published version of the work (e.g., post it to an institutional repository or publish it in a book), with an acknowledgment of its initial publication in this journal.
3. Authors are permitted and encouraged to post their work online (e.g., in institutional repositories or on their website) prior to and during the submission process, as it can lead to productive exchanges, as well as earlier and greater citation of published work (See [The Effect of Open Access](#)).

Journal Title: Journal of Drug Delivery and Therapeutics

Focus & Scope: Pharmaceutical Sciences & Medical Sciences

Publisher: Vinita Nagar, Society of Pharmaceutical Technocrats

Publisher Office: 1/7756, Street no. 1, East Gorakh Park, Shahdara, Delhi, India 110032

Country: India

Language: English

Publishing Frequency: Monthly

Editor Name: Ram C Dhakar (**Email:** editor.jddt@gmail.com, **Phone:** +91-9783920207)

Editorial Office: SRG Hospital & Medical College, Jhalawar, Rajasthan, India

Website: jddtonline.info/index.php/jddt

e-ISSN: 2250-1177

Nature of Publication: Online (No Print version)

Year of Starting: 2011

Journal Code:

ISSN: 2250-1177

CODEN(USA-NLM): JDDTAO

NLM ID: 101656626

WorldCat ID: 879704190

CrossRef-DOI prefix: 10.22270



REVIEW ARTICLE

BENTHAM
SCIENCE

COVID-19: A Review on Epidemiology, Clinical Features and Possible Potential Drugs Based on Available Case Studies



Kirtikumar C. Badgajar^{1*}, Dipak V. Patil², Dipak V. Dhangar³, Vikrant P. Patil⁴ and Ashish B. Badgajar⁵

¹Department of Chemistry, SIES college of Arts Science and Commerce, Sion West, Mumbai 400022, Maharashtra, India; ²Consulting Physician at Sahyadri Hospital, Nashik 422011, Maharashtra, India; ³DNB Respiratory medicine resident, Bombay Hospital and Medical Research Centre, Mumbai 400020, Maharashtra, India; ⁴Consulting Physician, Dwarka Clinic Amalner 425401, Maharashtra, India; ⁵Municipal Eye Hospital, Kamathipura, Mumbai 400008, Maharashtra, India

Abstract: The emerging novel coronavirus disease 2019 has caused a global outbreak and significant public health concern. The World Health Organization (WHO) has announced a coronavirus disease outbreak a pandemic with a global public health emergency of international concern. As of now, 12th April 2020 almost 18,37,404 cases have been confirmed globally (in 209 countries) with almost 1,13,274 fatalities. This increasing number has created anxiety throughout the world, which has severely affected the whole world's culture, societies, behavioral patterns, peace and economics. At present, research on novel coronavirus is in the preliminary stage. There is no vaccine or specific antiviral to treat coronavirus disease. Also, very few case studies are available; hence it has become difficult to treat and to control this pandemic situation. In view of this, the present systematic review is done to highlight clinical epidemiology features, radiographic characteristics, and potential drugs based on available clinical case reports. Biomarkers for early diagnosis and impact of age, sex, pre-existing comorbidity on COVID-19 is also discussed. Further, this paper also outlines various possible antiviral chemical drug agents that can be potential and promising to treat this coronavirus disease in 2019. This review may be helpful for the medical practitioner, public health workers and government authorities to manage and deal with novel coronavirus disease 2019.

ARTICLE HISTORY

Received: April 17, 2020
Revised: June 28, 2020
Accepted: June 29, 2020

DOI:
10.2174/2666796701999200813190838



CrossMark

Keywords: COVID-19 epidemiology, coronavirus, clinical characteristics, potential drugs, antiviral agents, SARS-CoV-2, pediatric, pregnant women.

1. INTRODUCTION

Since the first week of December 2019, some cases of severe pneumonia from an unknowing aetiology/ pathogen have been reported in Wuhan (Hubei, China) [1, 2]. Most patients showing characteristics and symptoms of pneumonia were regular workers, customers or visitors from the local Huanan sea-food wholesale market where live as well as dead animals were always on trade [1, 2]. Coronaviruses (CoV) cause respiratory tract, gastric and neurological diseases in birds, reptiles and mammals [3-6], till date six human coronaviruses (HCoV) have been reported in which four are endemic (i) HCoV-OC43, (ii) HCoV -229E, (iii) HCoV-NL63, and (iv) HCoV-HKU1 and two are epidemic (i) SARS-CoV and (ii) MERS-CoV [3, 4]. Coronavirus belongs to the family Coronaviridae, which is an enveloped positive-sense single-stranded RNA virus [1-3]. These

coronaviruses are divided into four genera named as, (i) alpha-coronavirus, (ii) beta-coronavirus, (iii) gamma-coronavirus and (iv) delta-coronavirus. The isolation of this mysterious virus from the infected patient and corresponding phylogenetic analyses showed close resemblance with bat coronavirus, which is designated by WHO as "2019 novel-coronavirus" (2019-nCoV) disease (COVID-19) and the reference name as "severe acute respiratory syndrome coronavirus-2" (SARS-CoV-2) [5-7]. At present, no effective drug, vaccine, or treatment is available for this virus, which creates a pandemic situation globally. Moreover, high mortality rates, contagious nature and its potential to cause pandemic grabs the serious attention of the whole world [5].

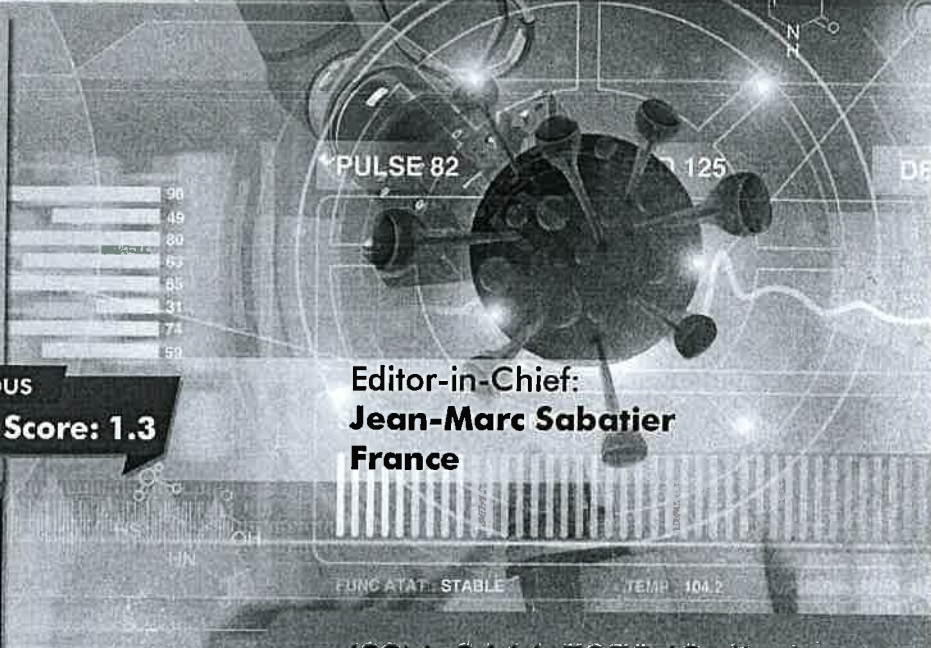
As of now (12th April 2020), almost 18,37,404 cases have been confirmed with almost 1,13,274 fatalities globally; this number is going on increasing day by day and has created anxiety throughout the world which has severely affected the whole world culture, societies, peace and economics [8] (Fig. 1A, 1B). The World Health Organization (WHO) declared the outbreak of 2019-novel coronavirus as a pandemic

*Address correspondence to this author at the Department of Chemistry, SIES college of Arts Science and Commerce, Sion West, Mumbai 400022, India, Tel: (+91) 9860180002; E-mail: kirtti@gmail.com



JOURNAL IMPACTING CORONAVIRUSES

CORONAVIRUS | COVID-19



www.benthamscience.com/journals/covid

ISSN: 2666-7975 (Online)
ISSN: 2666-7967 (Print)

Aims & Scope

Coronaviruses publishes original research articles, letters, reviews/mini-reviews, clinical trial and guest edited thematic issues on all aspects of coronaviruses such as their origins, types, transmission, pathogenesis, epidemiological, demographic, clinical and genomic characteristics etc.

The Journal also covers case reports and studies on outbreak of coronaviruses, their symptoms, related diseases, prevention, treatment and development of new therapeutics.

- ➔ Publishing Peer Reviewed Articles Rapidly
- ➔ Indexes in EMBASE, Scopus, British Library, CNKI Scholar, J-Gate, OpenAire and others
- ➔ FREE Online Trials for Institutions
- ➔ FREE Sample Issues Available on Website



Principal
SIES College of Arts, Science & Commerce (Autonomous)
BENTHAM SCIENCE

Publishers of Quality Research

For Subscriptions
Contact: subscriptions@benthamscience.net
For Advertising & Free Online Trials
Contact: marketing@benthamscience.net

www.benthamscience.com

while fictionalizing a posthuman world. At the end of the novel Adi goes with Vispala. In this way the novel exposes how social, political and ethical conflicts lie at the heart of genetic engineering through two conflicting ideologies. The novel remains open-ended because the post human imagination is still debatable and fraught with inconsistencies.

References

- Anderson, L., editor. *Cultural Gerontology*. Auburn House, 2002.
- Brook, B. *Feminist Perspectives on the Body*. Longman, 1999.
- Bengtson, V./Putney, N./ Johnson, M.L. "The Problem of Theory in Gerontology Today". *The Cambridge Handbook of Age and Aging*, edited by M.L.Johnson, Cambridge University Press, 2005, pp. 3-20.
- Bostrom, N. "The fable of the dragon tyrant". *Journal of Medical Ethics*, 31, 2005, pp. 273-277.
- Connell, R.W. *The Men and the Boys*. Polity, 2000.
- Drexler, K.E. *Engines of Creation: The Coming Era of Nanotechnology*. Anchor Books, 1986.
- Gullette, M.M. *Declining to Decline: Cultural Combat and the Politics of Midlife*. University Press of Virginia, 1997.
- McCray, P. *The Visioneers: How a group of elite scientists pursued space colonies, nanotechnologies, and a limitless future*. Princeton University Press, 2013.
- Menon, Anil. *The Beast With Nine Billion Feet*. Young Zubaan, 2009.
- More, M. "The Philosophy of Transhumanism". *The transhumanist reader. Critical and contemporary essays on the science, technology, and philosophy of the human future*. Wiley-Blackwell, 2013a, pp. 3-17.

Revisiting the Essentialism of Ecofeminism

Dr. Seema C*

Abstract

Identifying women with ecology, the absolute basis of ecofeminism, seems to be rather essentialist in nature, not to say, ethnocentric. Though the central claim of ecofeminism that the domination of nature and women has basis in the logic of science and capitalism, remains a powerful argument, it is perhaps necessary for feminist critique to move ahead to be relevant in a capitalistic environment. Associating the exploitation of women with the degradation of nature is counterproductive in these times of fourth-wave feminism which focuses precisely on empowering women by combatting sexual harassment and misogyny. To define ecofeminism by associating women with nature as both suffer at the hands of the bestial man puts woman in the underdog position that she has been trying to rescue herself from since Wollstonecraft's *A Vindication of the Rights of Woman*. Tracing exploitation of nature to the onset of capitalism and positing women at the receiving end of this mastery over resources obliterates women's agency in many ways: i. It precludes women from protesting patriarchal sanction, ii. It absolves women of any responsibility towards nature, making her a witless/submissive participant in the exploitation of nature, iii. It alternately, makes nature the full responsibility of women, and, iv. It also conveniently and ironically, absolves men of any responsibility towards nurturing nature as it should by right and agitation, fall into the account of women. In the same way, to equate capitalism with absolute androcentric patriarchal chauvinism, which then victimizes women and nature, not only belittles women's capitalistic ambitions but also relegates her to an opposition that she might not agree with. This dichotomy is also evident in ecofeminist readings of texts. Any novel written by a woman, having references to nature or wherein natural elements form a particular trope, seems to be readymade grazing ground for scholars who often cite unilateral, ready references of comparisons between women's oppressive state to that of nature's exploitation. An analysis that does not adhere to the top-down model and thus does not begin with forcing the ecofeminist dualist critique on texts would offer some very different and interesting interpretations.

* Assistant Professor, Department of English, SIES College of Arts, Science and Commerce, Sion (W), Mumbai-400 022.



ISSN 0975-4091

Pragati's English Journal

Vol. 20 No. 1

June 2020

Editor
Dr. N. K. Neb

Pragati Educational Council (Regd.)
Jalandhar



Principal

SIES College of Arts, Science &
Commerce (Autonomous)
Slon (West), Mumbai - 400 022.



COVID PANDEMIC: PARADIGM SHIFT FROM SOCIAL DYSFUNCTION TO SOCIAL FUNCTION

KAMALA SRINIVAS

It's not about how much you do but how much love you put into what you do that counts.

- Mother Teresa

The colossal challenge right on our face, Covid Pandemic has highlighted the need for Global Solidarity. During these testing times, we all are facing dual crises Developmental crises, these occur as part of the process of growing and developing through various periods of life and Existential crises, our inner conflicts are related to things such as life purpose, direction, and spirituality. A crisis is any event that is going to lead to an unstable and uncertain situation which is rare, significant, high impact, ambiguous, urgent and involve high stakes affecting an individual, group, community, or whole society. Covid-19 crisis is one such catalyst of change and it has drawn our attention towards building new institutions that are critical both to short-term security in areas like health and medicine and long-term prosperity through economic, political, societal, or environmental affairs.

Actually the crisis is reminding us today of an English poet John Donne, writing in

the 17th century, that "no man is an island" comparing people to countries to show solidarity, despite the fact that death tolls are rising across the world. In his meditation on death, Donne writes that all beings are one with God. The rest of the essay, when read in the context of Covid-19 crisis, is just as expressive as the famous passage. Donne compares suffering to gold- just as a block of gold has to be melted, moulded to give it a form of ornamental value, arguing that we can never have enough of our neighbours' pain: "No man hath affliction enough that is not matured and ripened by it." In other words: No one suffers alone, and being aware of another's pain only makes us stronger and more able to live. Philanthropist Melinda Gates, co-chair of the Bill & Melinda Gates Foundation, that launched innovations around emerging technologies, in a recent interview spoke about innovation and how the coronavirus pandemic will change the world.

One does believe life brings about a change, but sometimes out of crisis emerges something beautiful. When we look back at some of the crisis situations, many such epidemic and pandemic incidents, bloody

[Signature]
Principal



Vol. VII • Issue 1 • November, 2020

ISSN 2348 - 1110



*11/2020
T. P. P. P.*

KEANEAN JOURNAL OF ARTS

An Annual Arts Journal of Lady Keane College

*

SPECIAL ISSUE

Theme

Socio-Political Dimensions of the Covid-19 Pandemic: India and the world

LADY KEANE COLLEGE

Shillong • Meghalaya • India

[Signature]
Principal



SIES College of Arts, Science & Commerce
Aurangabad Campus
Sion (West), Mumbai - 400 022

Available online on 15.08.2020 at <http://jddtonline.info>

Journal of Drug Delivery and Therapeutics

Open Access to Pharmaceutical and Medical Research

© 2011-18, publisher and licensee JDDT, This is an Open Access article which permits unrestricted non-commercial use, provided the original work is properly cited



Open Access

Review Article

Remdesivir for COVID-19: A review of pharmacology, mechanism of action, in-vitro activity and clinical use based on available case studies

Avadheshkumar H. Ram^{1*}, Kirtikumar C. Badgujar^{2*}, Rahoul Zanznay³, Hemant Kadam⁴, Vivek C. Badgujar⁵

¹ Assistant Professor, Department of Zoology, SIES College of Arts Science & Commerce, Sion West, Mumbai, Maharashtra, 400022, India, Contact no: (+91) 8928146480

² Assistant Professor, Department of Chemistry, SIES College of Arts Science & Commerce, Sion West, Mumbai, Maharashtra, 400022, India, Contact no: (+91) 9860180002

³ Physician, Bhiwandi Health Care and Multi-Specialty Hospital, Kalyan Road, Bhiwandi, Maharashtra 421302, India

⁴ Physician, Tuljai Hospital, Dhule Road, Amalner, Dist Jalgaon, Maharashtra, 425401, India

⁵ Assistant Professor, Department of Chemistry, Pratap College of Arts Science & Commerce, Amalner, Dist Jalgaon, Maharashtra, 425401, India

Abstract

Remdesivir as a drug attracted a very serious consideration of whole Globe in treatment of the pandemic disease COVID-19. More recently published in-vitro inhibition activity and in-vivo case studies were showing promising clinical results and outcome of effective inhibition of SARS-CoV-2 virus by the use of remdesivir. However at the same time, use of the remdesivir showed substantial detrimental adverse events in patients which needs a special attention during treatment course of COVID-19. Thus, the use of remdesivir in treatment of COVID-19 is having current international interest although some more clinical evidences are still necessary in order to understand the actual efficiency and mechanism of remdesivir against COVID-19. In view of this, the present literature study spotlight the current ongoing research related to use of remdesivir which includes (i) pharmacology of remdesivir, (ii) mechanism of action of remdesivir (iii) in-vitro inhibition of remdesivir against SARS-CoV-2 virus, (iv) in-vivo analysis and clinical use of remdesivir against COVID-19. Finally possible adverse events (of use of remdesivir) are also discussed considering the pharmacovigilance concern.

Keywords: Remdesivir; COVID-19; Remdesivir side effects, Remdesivir pharmacology; SARS-CoV-2 virus

Article Info: Received 22 July 2020; Review Completed 02 August 2020; Accepted 07 August 2020; Available online 15 August 2020



Cite this article as:

Ram AH, Badgujar KC, Zanznay R, Kadam H, Badgujar VC, Remdesivir for COVID-19: A review of pharmacology, mechanism of action, in-vitro activity and clinical use based on available case studies, Journal of Drug Delivery and Therapeutics. 2020; 10(4-s):264-270 <http://dx.doi.org/10.22270/jddt.v10i4-s.4313>

*Address for Correspondence:

Avadheshkumar H. Ram, Assistant Professor, Department of Zoology, SIES College of Arts Science & Commerce, Sion West, Mumbai, Maharashtra, 400022, India, Contact no: (+91) 8928146480

Dr. Kirtikumar C. Badgujar, Assistant Professor, Department of Chemistry, SIES College of Arts Science & Commerce, Sion West, Mumbai, Maharashtra, 400022, India, Contact no: (+91) 9860180002



1. Introduction:

COVID-19 is the acronym that is used for the novel coronavirus disease-2019, which is caused due to newly emerging delta-coronavirus named as SARS-CoV-2 [1-3]. The first case of COVID-19 was appeared in December 2019 in Wuhan city of Hubei province china and by February 2020, it is declared as global pandemic with the public health emergency due to its more contagious nature than that of SARS-CoV and MERS-CoV [2,3]. As of now (11th July 2020), approximately 126,16,579 confirmed cases have been reported in almost 215 Nations with 5,62,039 fatalities throughout the World [4]. Research related to COVID-19 is still going on regarding to exact origin, transmission, clinical

features, mechanism of infectivity and use of drug to cure COVID-19 [1-3]. Till date various significant breakthroughs have been reported in literature regarding to (i) COVID-19 clinical manifestation, (ii) genetic sequence with phylogenic relationship of SARS-CoV-2 virus and (iii) possible in-vitro-prohibition of SARS-CoV-2 virus by various available chemical drugs [5]. However, till date no drug is approved by FDA to use against COVID-19 treatment, while most of the drugs are used on the basis of drug repurposing theory to treat COVID-19 [1,3]. Further, research related to development of vaccine is going on high priority which may take almost 18 months (or more) to design first effective and safe vaccine against COVID-19 [3]. Since, majority of vaccines



HOME / About the Journal

Journal of Drug Delivery and Therapeutics (JDDT) is a *double-blind peer-reviewed monthly* journal dedicated to the publication of research papers, reviews, mini-reviews, Short communications and case studies. It is an official journal of Society of Pharmaceutical Technocrats (SoPhTec). This publication is aimed at a broad, interdisciplinary audience of academic and industrial researchers actively engaged in basic and applied laboratory practice, related to Pharmaceutical Science and Therapeutics.

COPYRIGHT NOTICE

This journal has chosen to apply the Creative Commons Attribution-NonCommercial 4.0 International (CC BY-NC 4.0) to all papers to be published. CC BY-NC - Allows users to copy, distribute and transmit an article, adapt the article as long as the author is attributed and the article is not used for commercial purposes.

Authors who wish to publish with this journal agree to the following terms;

1. Authors retain copyright and grant the journal right of first publication with the work simultaneously licensed under a Creative Commons Attribution-NonCommercial 4.0 International (CC BY-NC 4.0), that allows others to share the work with an acknowledgment of the work's authorship and initial publication in this journal.
2. Authors are able to enter into separate, additional contractual arrangements for the non-exclusive distribution of the journal's published version of the work (e.g., post it to an institutional repository or publish it in a book), with an acknowledgment of its initial publication in this journal.
3. Authors are permitted and encouraged to post their work online (e.g., in institutional repositories or on their website) prior to and during the submission process, as it can lead to productive exchanges, as well as earlier and greater citation of published work (See The Effect of Open Access).

Journal Title: Journal of Drug Delivery and Therapeutics

Focus & Scope: Pharmaceutical Sciences & Medical Sciences

Publisher: Vinita Nagar, Society of Pharmaceutical Technocrats

Publisher Office: 1/7756, Street no. 1, East Gorakh Park, Shahdara, Delhi, India 110032

Country: India

Language: English

Publishing Frequency: Monthly

Editor Name: Ram C Dhakar (**Email:** editor.jddt@gmail.com, **Phone:** +91-9783920207)

Editorial Office: SRG Hospital & Medical College, Jhalawar, Rajasthan, India

Website: jddtonline.info/index.php/jddt

e-ISSN: 2250-1177

